

Cetacaine®

Instructions for Subgingival Delivery

TOPICAL ANESTHETIC LIQUID CLINICAL KIT
(Benzocaine 14.0%, Butamben 2.0%, Tetracaine Hydrochloride 2.0%)

Cetacaine is a viscous liquid that readily disperses into mucosal tissue (such as periodontal pockets). Tissue need not be dried prior to application.

See product insert for complete information. Rx Only.

Warning: Cetacaine Liquid is not suitable for injection. Do not use on the eyes.

- 1 Remove the shipping cap, discard and replace with Luer-lock dispensing cap. (Fig. 1, Fig. 2)
Note: Once dispensing cap is in place, it should not be removed.
 - 2 Remove the small cap from the Luer-lock port. Retain for replacement after use. (Fig. 2)
 - 3 Lock a Delivery Syringe into the port. (Fig. 3)
 - 4 Invert the bottle and slowly draw liquid (0.4 mL maximum) into syringe. If air is drawn into syringe, push the liquid back into the bottle and slowly redraw liquid into the syringe. (Fig. 4)
- Application of Cetacaine Liquid in excess of 0.4 mL per dental visit is contraindicated.**
- 5 Holding bottle upright, remove the syringe from the port and replace the small port cap. (Fig. 5)
 - 6 Attach a Microcapillary Tip to the syringe. The tip may be bent to improve access. (Fig. 6)
 - 7 Place tip subgingivally and apply Cetacaine liquid by slightly depressing the plunger while following the geography of the pocket. (Fig. 7)
 - 8 Wait approximately 30 seconds for onset of anesthesia before beginning procedure. The duration of anesthesia is typically 30-60 minutes, when used as directed.

Discard syringe and tip after use.



Fig. 1



Fig. 2

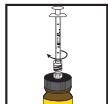


Fig. 3

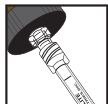


Fig. 4

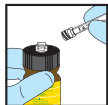


Fig. 5

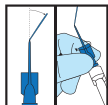


Fig. 6

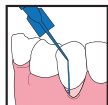


Fig. 7

Instructions for Topical Delivery using a Microbrush

- 1 Remove the shipping cap, discard and replace with Luer-lock dispensing cap.
Note: Once dispensing cap is in place, it should not be removed.
- 2 Remove the small cap from the Luer-lock port. Retain for replacement after use.
- 3 Luer-lock port allows single dip of appropriate brush or applicator.
- 4 Apply Cetacaine Liquid to accessible mucous membrane using the microbrush. **Caution: To prevent cross-contamination, do not re-insert the microbrush into the product.**
- 5 Wait approximately 30 seconds for onset of anesthesia before beginning procedure. The duration of anesthesia is typically 30-60 minutes, when used as directed. **Discard microbrush after use.**

Reorder Information:

- Cetacaine Liquid Clinical Kit, NDC 10223-0202-5, Item No. 0212
- Cetacaine Liquid (30 g) with Luer-lock Dispenser Cap, NDC 10223-0202-4, Item No. 0211
- Cetacaine Liquid (14 g) with Luer-lock Dispenser Cap, NDC 10223-0202-2, Item No. 0203
- Microcapillary Delivery Tips, Item No. 0213
- Delivery Syringes, Item No. 0214

